

# SABLE

SEMI-GRÈS ÉMAILLÉ MAT  
GLAZED MATT SEMI-GRES

CONFORME / ACCORDING TO  
ISO 13006\_2018 - GL B1a



## FORMATS / SIZES



EM 08/18 S/G B3  
Sable Gris Clair 455 x 455 mm



EM 08/18 S/G B2  
Sable Gris Clair 400 x 400 mm



EM 08/18 S/G B8  
Sable Gris Clair 400 x 400 mm

## PIÈCES SPECIALES / FITTINGS



PLINTHE 82x455 mm  
Sable Gris Clair EM CA 08/18 S/G B4




PLINTHE 74x400 mm  
Sable Gris Clair EM CA 08/18 S/G B1



PLINTHE 74x300 mm  
Sable Gris Clair EM CA 08/18 S/G B9


## AUTRES COULEURS / OTHER COLORS




Sable Beige Clair EM 25/18



Sable Beige Foncé EM 07/18



Sable Gris Foncé EM 09/18



Sable Gris Souris EM 04/19

**Note :** Format (300x300 mm) selon demande. / Size (300x300 mm) per request.

## EMBALLAGE / PACKAGING

Format / Size (mm)	Épaisseur / Thickness (mm)	PC/Cart / Pcs/Box	M2/Car / Sqm/Box(m²) ML/Car / LM/Box (m)	Poids/Car / Weight/Box (Kg)	Carton/Pal / Box/Pal	M2/Pal / Sqm/Pal(m²) ML/Pal / LM/Pal (m)	Poids Brut/Pal/Weight/Pal (Kg)
455 x 455	9,3	07	1,45 m²	25,00	48	69,56 m²	1247,00
400 x 400	9,3	06	0,96 m²	18,00	64	61,44 m²	1230,00
300 x 300	9,3	11	0,99 m²	17,18	72	71,28 m²	1249,96
82 x 455	9,3	20	9,10 m	13,26	84	764,40 m	1128,64
74 x 400	9,3	20	8,00 m	10,47	84	672,00 m	894,36
74 x 300	9,3	20	6,00 m	08.75	84	504,00 m	748.30

